

March 2023

Public Space Protection Order
Consultation Results

Page 155

Methodology

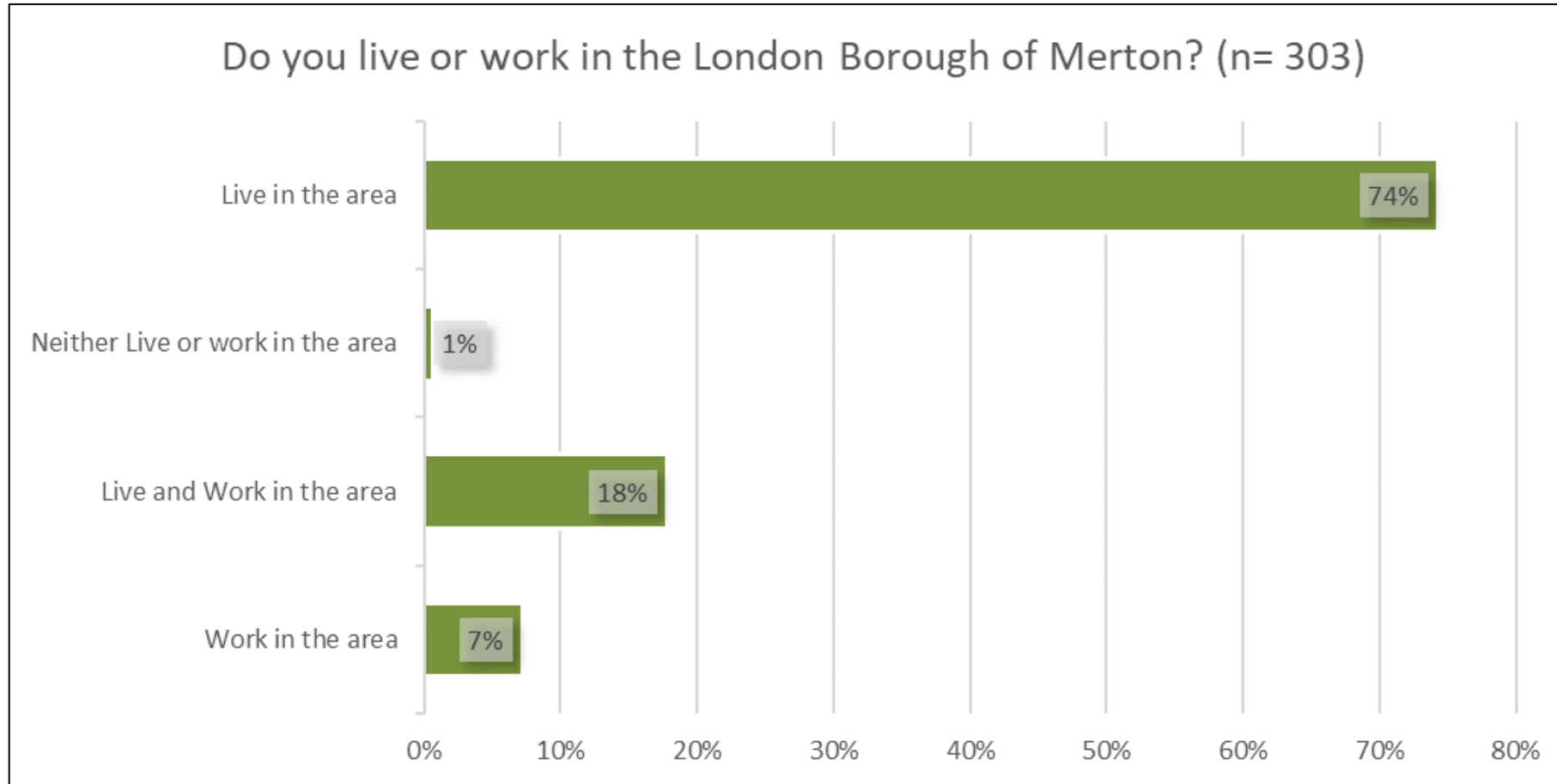
- Public Space Protection Order (PSPO) Consultation launched 19th December 2022, closed on 27th February 2023 to consider the proposal of a boroughwide PSPO in Merton.
- The survey was widely circulated to many partner organisations, community groups It was also publicised widely via social media and newsletters. It was discussed regularly at the Safer and Stronger Executive Board, Locations Board, Merton Taking Group and Safer Neighbourhood Board.
- Partners were also consulted on the PSPO.
- We received 303 responses via the online survey, which was live for ten weeks.
- We would like to thank everyone who participated in the consultation and to Councillors and partners for their comments and input.

Summary of consultation results

- 92% of respondents live in Merton
- People feel less safe in Merton at night
- 47% of respondents felt that street drinking was a fairly or very big problem. 75% felt litter was a problem.
- 76% had witnessed ASB related to street drinking in Merton in the last year. 18% stated that they had witnessed ASB related to street drinking more than 10 times in the last year.
- Many respondents said that alcohol related ASB affected their quality of life.
- 79% support the PSPO proposed

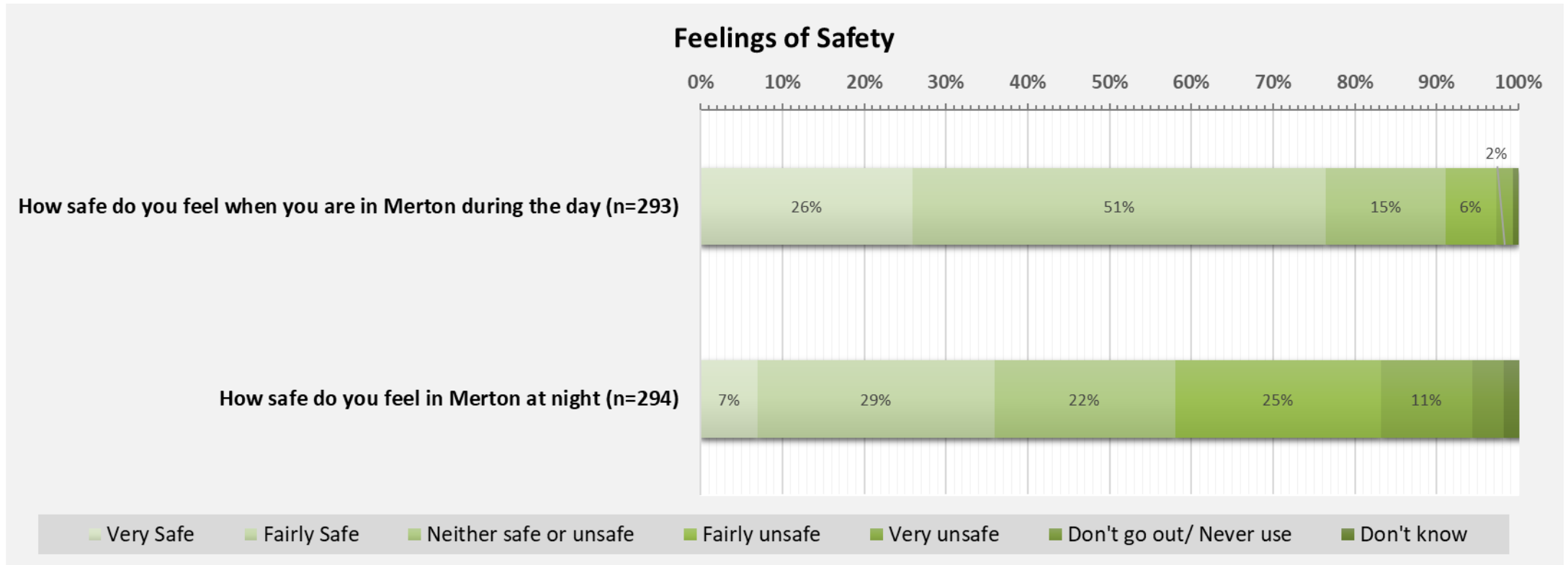
Consultation Results

Do you live in Merton?



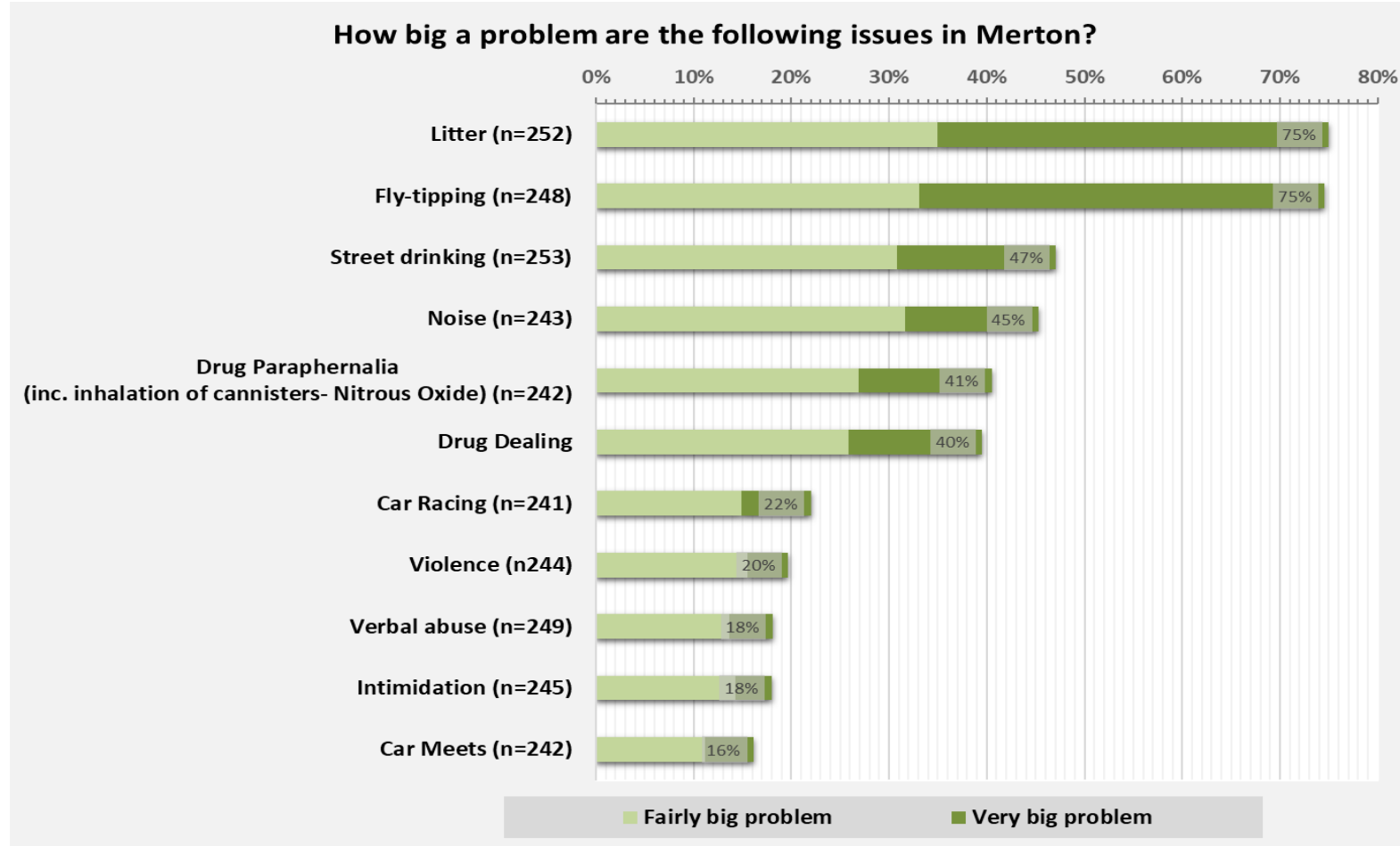
92% of respondents live in the proposed PSPO area. **1%** of people neither live or work in the area.

How safe do you feel in Merton?



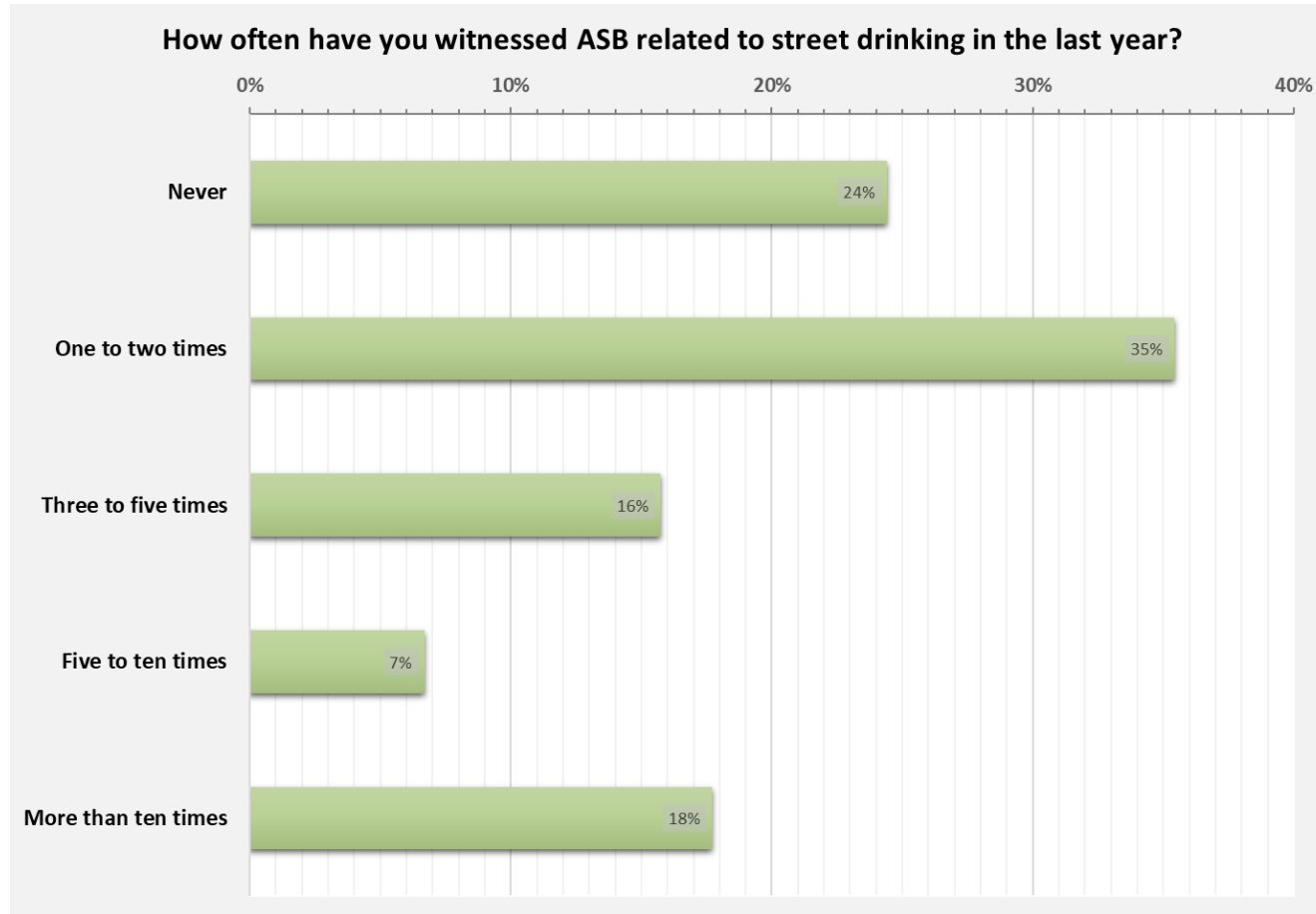
People feel less safe in the area at night. **36%** feel very or fairly unsafe during the night compared to **8%** during the day.

How big a problem are the following issues?



The top issues identified from the list provided to respondents was litter (**75%**) and fly-tipping (**75%**) followed by street drinking (**47%**).

How often have you witnessed ASB related to street drinking?



76% of respondents had witnessed antisocial behaviour related to street drinking.

Are there specific locations where street drinking is a problem?

Throughout the qualitative responses, we noted the key areas referred to by residents specifically mentioned in relation to alcohol.

- Mitcham Town Centre
- Morden Hall Park
- Wimbledon Town Centre and the Broadway
- Wandle Trail
- Morden Town Centre and underground station
- Parks and open spaces in Longthornton ward
- Wimbledon Park ward near Plough Lane.
- Outside shops where alcohol is sold.
- Raynes Park
- Parks in the borough
- Lavender Fields ward
- Collierswood Station
- Lower Morden
- Abbey ward
- Mitcham Eastfield's
- West Barnes
- Cemetery Gap Road
- Dundonald Park
- Pollards Hill
- Motspur Park
- Phipps Bridge
- Figges Marsh
- Graveney
- Wimbledon Common

How does street drinking affect your quality of life?

Respondents were asked how street drinking affects their quality of life. 180 responses were noted to this question and below are the key themes and emotions. (n=180)

- Causes anxiety when out in the borough
- Upset
- Feel threatened and intimidated
- Fearful and worried for children or elderly relatives
- Fearful of own safety as a female
- Avoid going out or seek alternative routes
- Feel unsafe
- Cautious
- Careful about where go out alone
- Avoid parks and open spaces at night
- Unpredictable behaviour of people drinking
- Stressful
- Angry and annoyed
- It doesn't

Page 164

Alcohol specific issues identified

- Late alcohol sales and underage sales
- Alcohol on trains and at stations
- Drunk teenagers
- Groups in flat stairwells drinking
- Children witnessing excessive drinking and drug taking
- Drunk people being loud
- Drinking during Wimbledon Tennis
- Alcohol related litter
- Urination

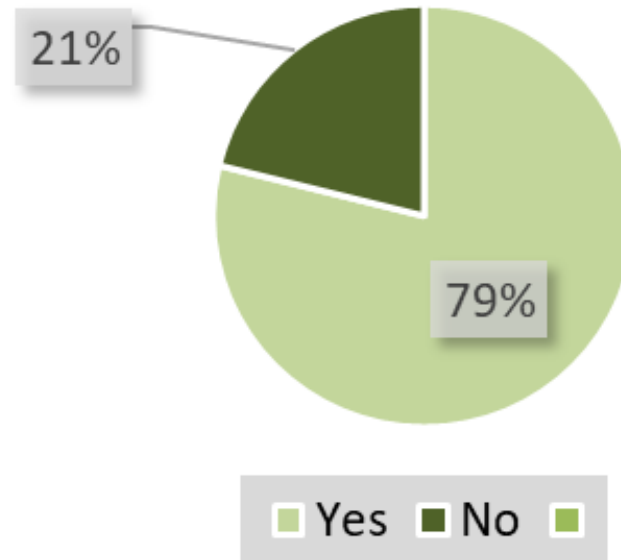
Are there any other issues in the area?

We assessed the responses to all of the open text questions and the following themes were mentioned:

- Litter, rubbish and fly-tipping
- Dog Fouling and dogs not on leads
- Speeding and car meets
- Drug dealing and use
- Noise
- Dangerous driving, including Mopeds
- Violent crime including robbery
- Public urination
- Illegal fishing
- Rough Sleepers
- Pollution
- Late alcohol sales
- Congestion at bus stops poses crime risk
- Fireworks
- Green spaces lost
- HMO's
- Safety of Women and Girls at night
- Bicycles on pavements
- Overgrown hedges and maintaining verges.
- Quality of street lighting – too dim
- Lack of public facilities
- Increase visibility of Police

Do you support the PSPO proposed?

Are you in favour of extending the area covered by a PSPO to borough wide? This will prohibit the public consumption of alcohol which causes, or is likely to cause, nuisance and annoyance to others (n=241)



79% of respondents support the extension of the geographical area of the PSPO

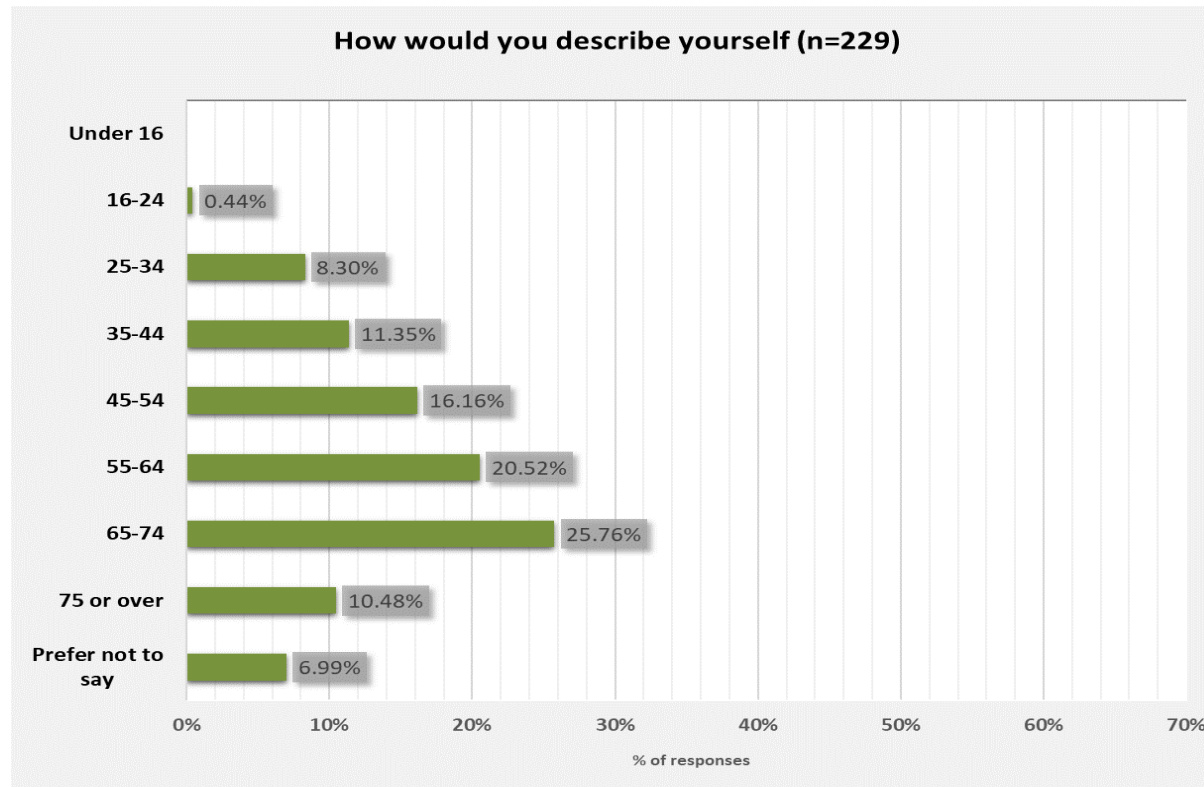
Key questions from the consultation

- Will the PSPO prohibit those having a picnic in the local parks and open spaces, from consuming alcohol?
- How it will be policed and enforced?
- Will it dilute the impact of the work in the 5 wards where the PSPO currently is?
- What impact will expanding the PSPO have on both Police and Council resources?
- Is a boroughwide PSPO proportionate?

How would you describe yourself?

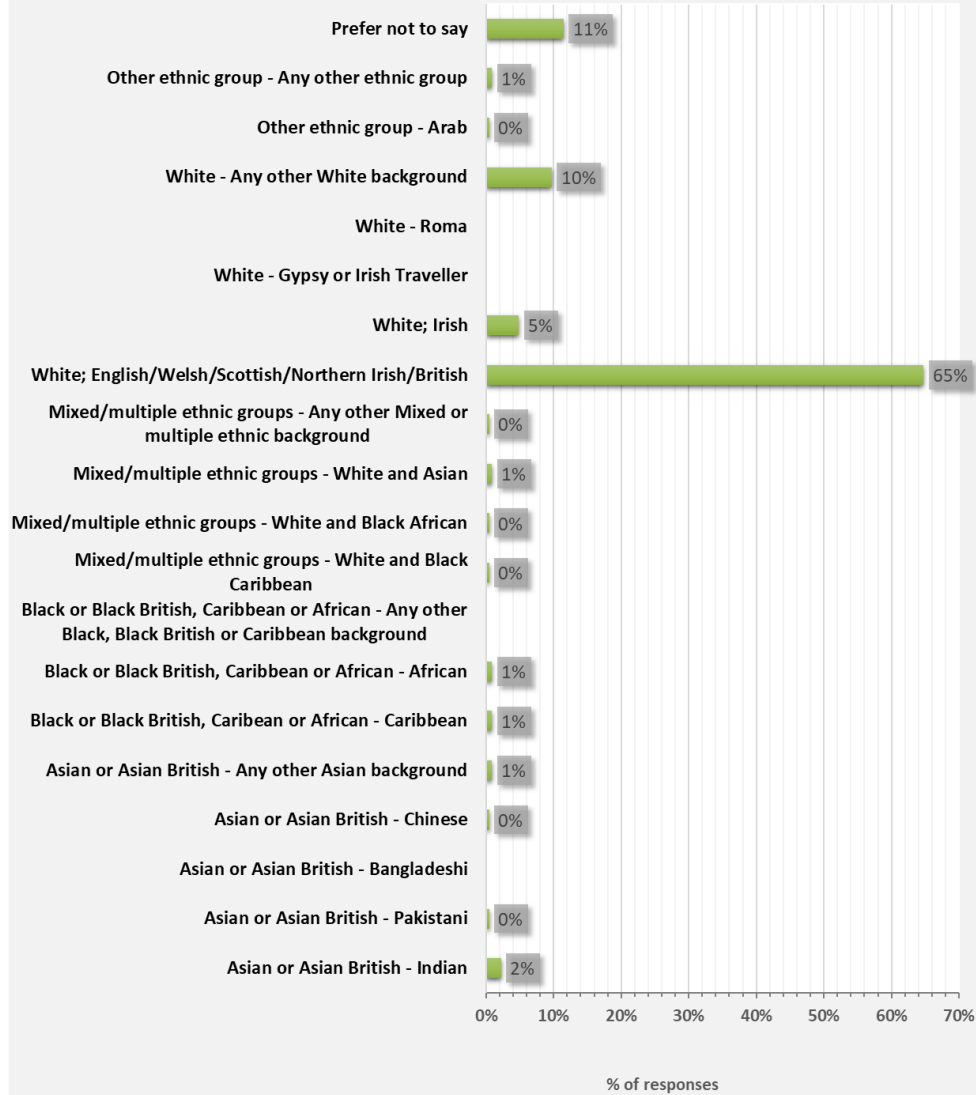
Gender Identity... The largest proportion of respondents described themselves female 50%, followed by 45% as male. The remainder either preferred not to say, or self identified (N=233).

94.4% identified with the gender the same as their sex identified at birth. The remainder preferred not to say

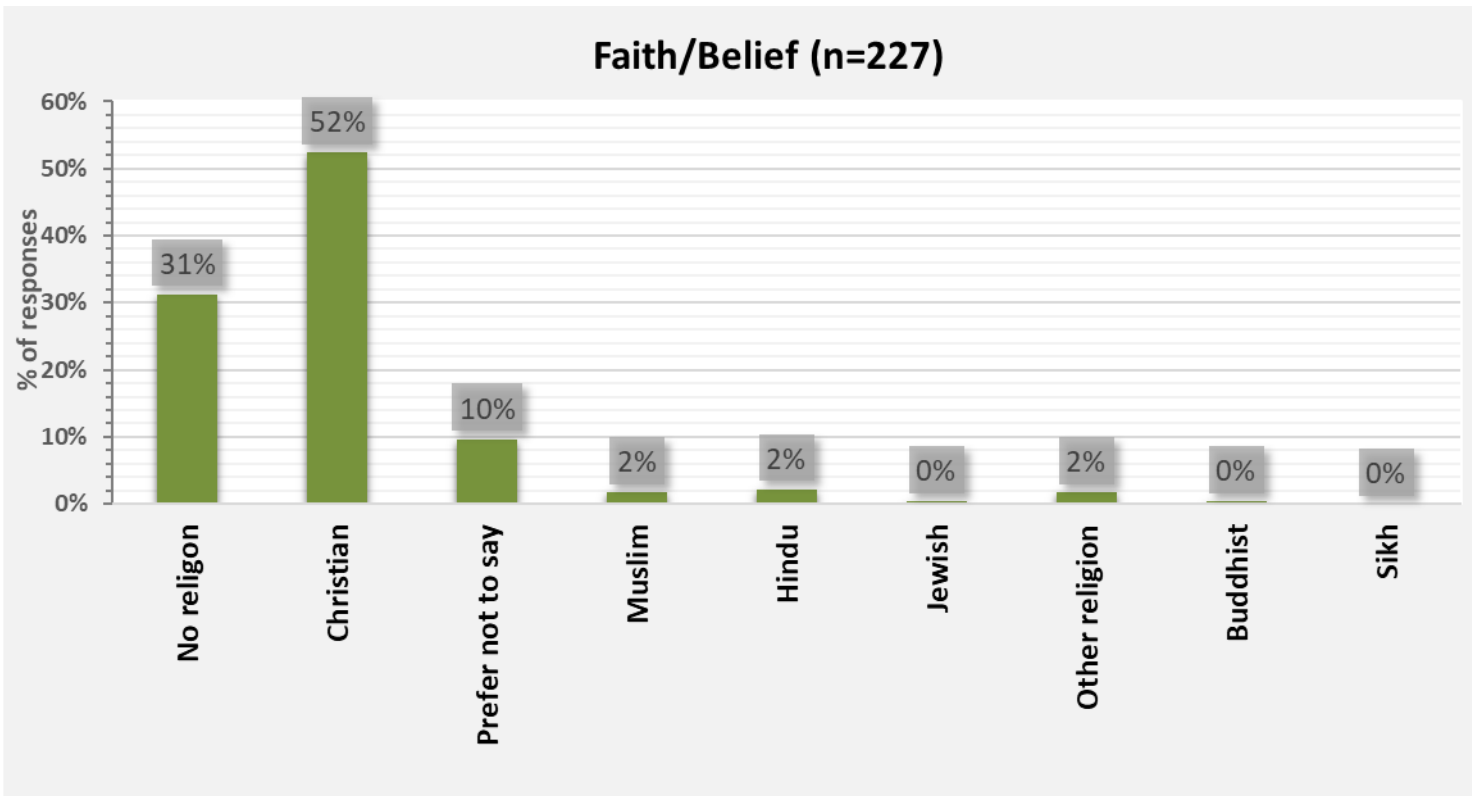


Age... The largest proportion of respondents were in the 65-74 age group, followed by those in the 55-64 age group.

How would you describe yourself (n=227)



Ethnicity... The sample size was fairly small so difficult to make comparisons to national data on the ethnic makeup of the borough. The highest proportion of responses was from those of a white background at 65%



Faith/ Belief... Responses were the highest for Christian religion at 52%.

Sexuality... 81% of respondents described themselves as heterosexual/straight, 13% preferred not to say, 3% described themselves as Gay or Lesbian, 2% Bisexual and 2% other. (N= 229)

Disability... 11% of respondents described themselves as having a disability, 82% stated that they didn't and the remainder chose not to answer the question. (N= 230)

- The results will help provide some evidence of the problem, which will be presented to Cabinet.
- We will ensure tasking and engagement in the areas highlighted by the consultation
- We will ensure that communication messages go out around the outcome from Cabinet and if approved, will ensure that implications of the PSPO are communicated back to residents.
- We have noted the broader issues raised about crime and ASB and these will be shared with our ASB team and where applicable taken forward to the Borough Tasking Group (a location based problem solving group).

This page is intentionally left blank